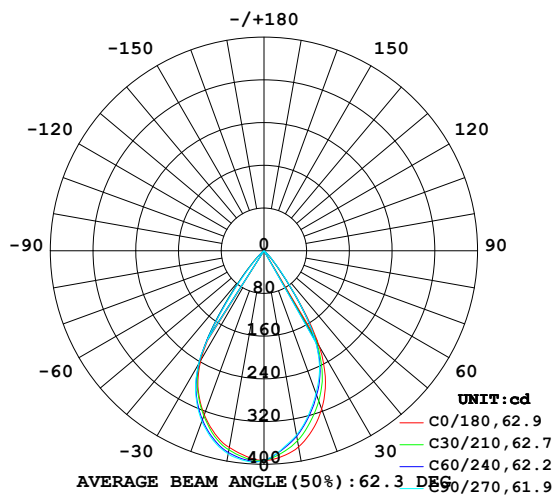


## LUMINAIRE PHOTOMETRIC TEST REPORT

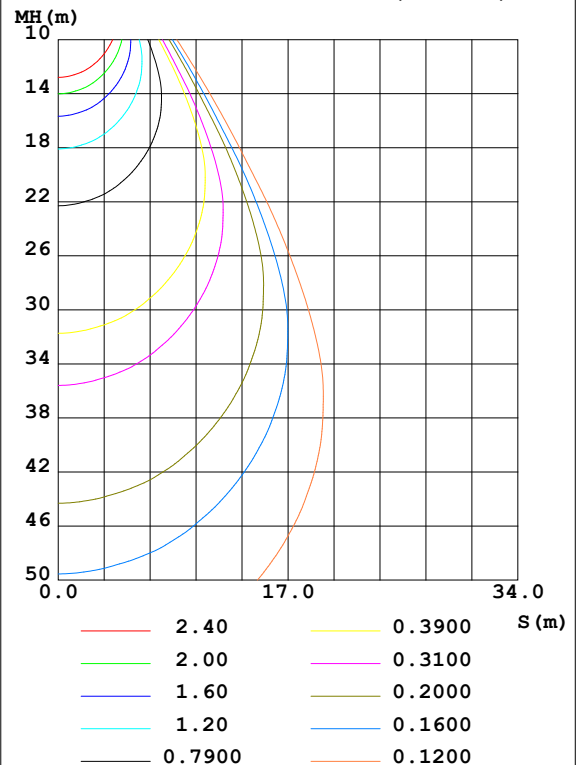
Test:U:120.00V I:0.0590A P:7.0500W PF:0.9780 Freq:60.00Hz Lamp Flux:359.626x1 lm		
NAME:	TYPE:	WEIGHT:
SPEC.:3500K	DIM.:	SERIAL No.:
MFR.:	SUR.: $\phi$ 152mm	Shielding Angle:

DATA OF LAMP		PHOTOMETRIC DATA				Eff: 51.01 lm/W
MODEL	CN-S-7W-B	I <sub>max</sub> (cd)	408.2	S/MH (C0/180)	0.94	
NOMINAL POWER (W)	7	LOR (%)	100.0	S/MH (C90/270)	0.95	
RATED VOLTAGE (V)	120	TOTAL FLUX (lm)	359.63	$\eta$ UP,DN (C0-180)	0.0,46.7	
NOMINAL FLUX (lm)	359.626	CIE CLASS	DIRECT	$\eta$ UP,DN (C180-360)	0.0,53.3	
LAMPS INSIDE	1	$\eta$ up (%)	0.0	CIBSE SHR NOM	0.75	
TEST VOLTAGE (V)	120	$\eta$ down (%)	100.0	CIBSE SHR MAX	0.95	

LUMINOUS INTENSITY DISTRIBUTION DIAGRAM



C0 PLANE ISOLUX DIAGRAM (UNIT:lx)



C Range: 0 - 360DEG  
C Interval: 15.0DEG  
Test Speed: HIGH  
Temperature:25.3DEG  
Operators:Qin Meng  
Test Date:2025-06-26

$\gamma$  Range: 0 - 180DEG  
 $\gamma$  Interval: 1.0DEG  
Test System:EVERFINE GO-2000B\_V1 SYSTEM V2.00.421  
Humidity:65.0%  
Test Distance:7.390m [K=1.0000]  
Remarks:

## ZONAL FLUX DIAGRAM

ZONAL FLUX DIAGRAM:

γ	C0	C45	C90	C135	C180	C225	C270	C315	γ	Φ zone	Φ total	%lum, lamp
10	372.8	357.4	350.7	360.6	374.1	380.8	386.4	384.0	0- 10	36.34	36.34	10.4,10.4
20	315.6	294.5	284.6	298.3	326.9	331.8	339.9	330.6	10- 20	97.15	133.5	38,38
30	207.9	192.3	190.4	204.3	236.1	241.2	245.4	231.6	20- 30	125.2	258.7	73.7,73.7
40	37.30	37.35	40.80	49.43	61.21	58.40	52.95	44.05	30- 40	77.81	336.5	95.9,95.9
50	0.9544	0.9988	1.500	2.817	4.316	4.220	4.218	2.068	40- 50	14.27	350.8	99.9,99.9
60	0	0	0	0	0	0	0	0	50- 60	0.1930	351.0	100,100
70	0	0	0	0	0	0	0	0	60- 70	0	351.0	100,100
80	0	0	0	0	0	0	0	0	70- 80	0	351.0	100,100
90	0	0	0	0	0	0	0	0	80- 90	0	351.0	100,100
100	0	0	0	0	0	0	0	0	90-100	0	351.0	100,100
110	0	0	0	0	0	0	0	0	100-110	0	351.0	100,100
120	0	0	0	0	0	0	0	0	110-120	0	351.0	100,100
130	0	0	0	0	0	0	0	0	120-130	0	351.0	100,100
140	0	0	0	0	0	0	0	0	130-140	0	351.0	100,100
150	0	0	0	0	0	0	0	0	140-150	0	351.0	100,100
160	0	0	0	0	0	0	0	0	150-160	0	351.0	100,100
170	0	0	0	0	0	0	0	0	160-170	0	351.0	100,100
180	0	0	0	0	0	0	0	0	170-180	0	351.0	100,100
DEG	LUMINOUS INTENSITY:cd									UNIT:lm		

Conical surface Flux(90deg): 347.39 lm

%lum = 99.0%

%lamp = 99.0%

Conical surface Flux(120deg): 351 lm

%lum = 100.0%

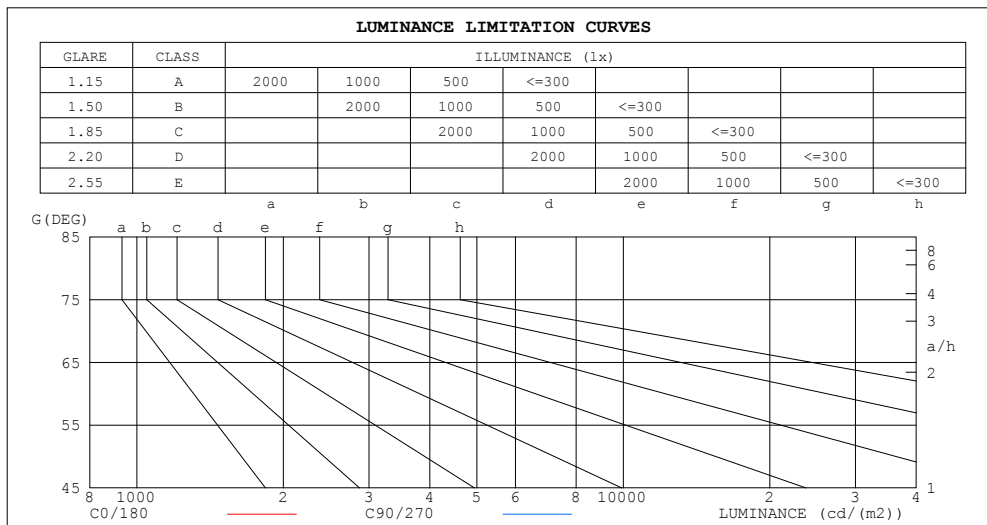
%lamp = 100.0%

C Range: 0 - 360DEG  
 C Interval: 15.0DEG  
 Test Speed: HIGH  
 Temperature:25.3DEG  
 Operators:Qin Meng  
 Test Date:2025-06-26

γ Range: 0 - 180DEG  
 γ Interval: 1.0DEG  
 Test System:EVERFINE GO-2000B\_V1 SYSTEM V2.00.421  
 Humidity:65.0%  
 Test Distance:7.390m [K=1.0000]  
 Remarks:

## LUMINANCE LIMITATION CURVES

Test:U:120.00V I:0.0590A P:7.0200W PF:0.9780 Freq:60.00Hz Lamp Flux:351.002x1 lm		
NAME:	TYPE:	WEIGHT:
SPEC.:3500K	DIM.:	SERIAL No.:
MFR.:	SUR.:Φ152mm	Shielding Angle:



LUMINANCE cd/(m2)		
G (DEG)	C0/180	C90/270
85	0	0
80	0	0
75	0	0
70	0	0
65	0	0
60	0	0
55	0	0
50	82	129
45	987	1094

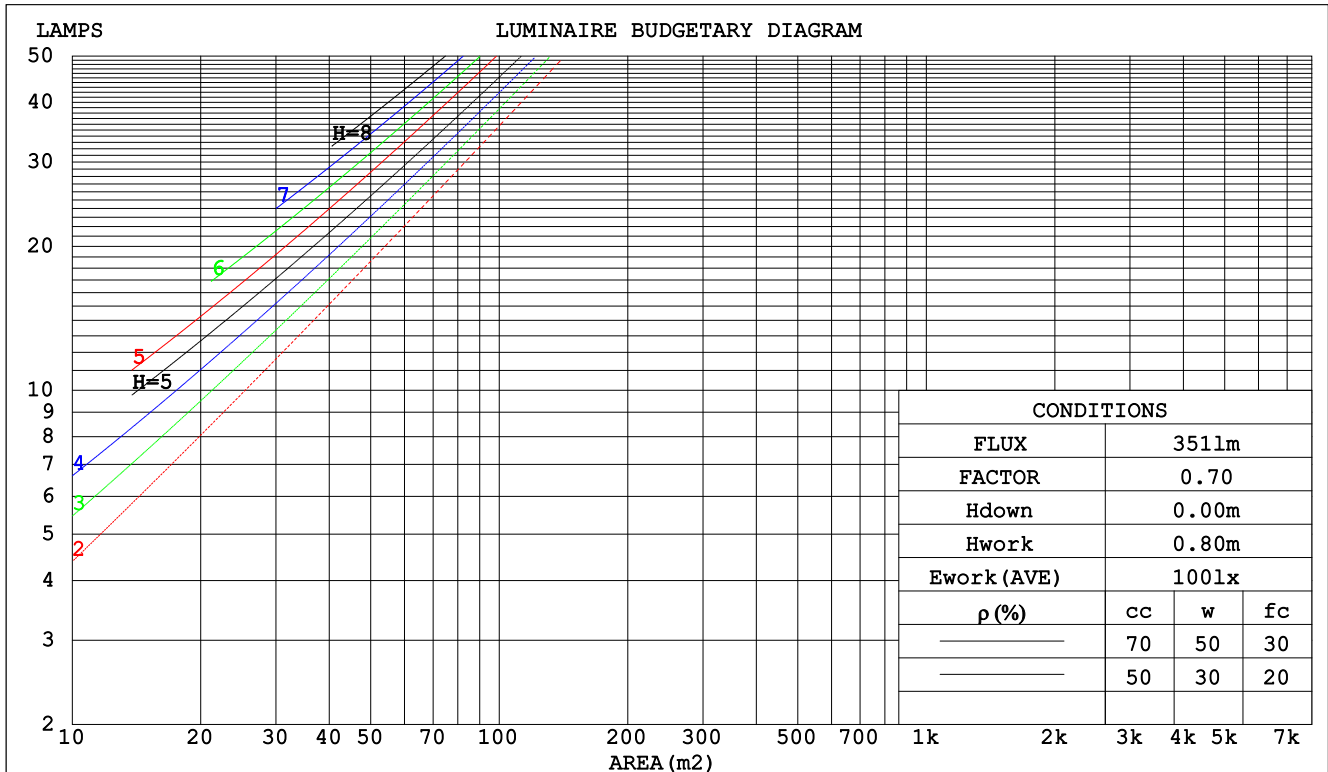
C Range: 0 - 360DEG  
C Interval: 15.0DEG  
Test Speed: HIGH  
Temperature:25.3DEG  
Operators:Qin Meng  
Test Date:2025-06-26

γ Range: 0 - 180DEG  
γ Interval: 1.0DEG  
Test System:EVERFINE GO-2000B\_V1 SYSTEM V2.00.421  
Humidity:65.0%  
Test Distance:7.390m [K=1.0000]  
Remarks:

## CU AND LUMINAIRE BUDGETARY ESTIMATE DIAGRAM

Test:U:120.00V I:0.0590A P:7.0200W PF:0.9780 Freq:60.00Hz Lamp Flux:351.002x1 lm		
NAME:	TYPE:	WEIGHT:
SPEC.:3500K	DIM.:	SERIAL No.:
MFR.:	SUR.: $\phi$ 152mm	Shielding Angle:

$\rho_{cc}$	80%			70%			50%			30%			10%			0
$\rho_w$	50%	30%	10%	50%	30%	10%	50%	30%	10%	50%	30%	10%	50%	30%	10%	0
$\rho_{fc}$	20%			20%			20%			20%			20%			0
RCR	RCR:Room Cavity Ratio						Coefficients of Utilization(CU)									
0.0	1.19	1.19	1.19	1.16	1.16	1.16	1.11	1.11	1.11	1.06	1.06	1.06	1.02	1.02	1.02	1.00
1.0	1.11	1.09	1.06	1.09	1.07	1.05	1.05	1.03	1.01	1.01	.00	.98	.98	.97	.96	.94
2.0	1.04	.00	.96	1.02	.98	.95	.99	.96	.93	.96	.93	.91	.93	.91	.89	.88
3.0	.97	.92	.88	.95	.91	.87	.93	.89	.86	.90	.87	.85	.88	.85	.83	.82
4.0	.91	.85	.81	.89	.84	.81	.87	.83	.80	.85	.82	.79	.83	.80	.78	.76
5.0	.85	.79	.75	.84	.79	.75	.82	.78	.74	.81	.76	.73	.79	.75	.73	.71
6.0	.80	.74	.70	.79	.73	.69	.77	.73	.69	.76	.72	.69	.75	.71	.68	.67
7.0	.75	.69	.65	.74	.69	.65	.73	.68	.64	.72	.67	.64	.71	.67	.64	.62
8.0	.71	.65	.61	.70	.65	.61	.69	.64	.60	.68	.63	.60	.67	.63	.60	.59
9.0	.67	.61	.57	.66	.61	.57	.65	.60	.57	.64	.60	.57	.64	.59	.56	.55
10.0	.63	.57	.54	.63	.57	.54	.62	.57	.53	.61	.57	.53	.60	.56	.53	.52



C Range: 0 - 360DEG  
C Interval: 15.0DEG  
Test Speed: HIGH  
Temperature:25.3DEG  
Operators:Qin Meng  
Test Date:2025-06-26

$\gamma$  Range: 0 - 180DEG  
 $\gamma$  Interval: 1.0DEG  
Test System:EVERFINE GO-2000B\_V1 SYSTEM V2.00.421  
Humidity:65.0%  
Test Distance:7.390m [K=1.0000]  
Remarks:

### WEC AND CCEC

Test:U:120.00V I:0.0590A P:7.0200W PF:0.9780 Freq:60.00Hz Lamp Flux:351.002x1 lm					
NAME:		TYPE:		WEIGHT:	
SPEC.:3500K		DIM.:		SERIAL No.:	
MFR.:		SUR.:Φ152mm		Shielding Angle:	

pcc	80%			70%			50%			30%			10%			0
pw	50%	30%	10%	50%	30%	10%	50%	30%	10%	50%	30%	10%	50%	30%	10%	0
pfc	20%			20%			20%			20%			20%			0
RCR	RCR:Room Cavity Ratio						Wall Exitance Coefficients(WEC)									
0.0																
1.0	.174	.099	.031	.167	.095	.030	.154	.089	.028	.143	.082	.026	.132	.077	.025	
2.0	.166	.091	.028	.161	.089	.027	.150	.083	.026	.140	.079	.025	.131	.074	.023	
3.0	.159	.085	.025	.154	.082	.025	.145	.079	.024	.137	.075	.023	.129	.071	.022	
4.0	.152	.079	.023	.148	.077	.023	.140	.074	.022	.133	.071	.021	.126	.068	.021	
5.0	.145	.074	.021	.141	.073	.021	.135	.070	.021	.128	.068	.020	.122	.065	.020	
6.0	.139	.070	.020	.136	.068	.020	.130	.066	.019	.124	.064	.019	.119	.063	.019	
7.0	.133	.066	.019	.130	.065	.018	.125	.063	.018	.120	.061	.018	.115	.060	.018	
8.0	.128	.062	.018	.125	.062	.017	.120	.060	.017	.116	.059	.017	.112	.057	.017	
9.0	.122	.059	.017	.120	.059	.016	.116	.057	.016	.112	.056	.016	.108	.055	.016	
10.0	.118	.056	.016	.116	.056	.016	.112	.055	.015	.108	.054	.015	.105	.053	.015	

pcc	80%			70%			50%			30%			10%			0
pw	50%	30%	10%	50%	30%	10%	50%	30%	10%	50%	30%	10%	50%	30%	10%	0
pfc	20%			20%			20%			20%			20%			0
RCR	RCR:Room Cavity Ratio						Ceiling Cavity Exitance Coefficients (CCEC)									
0.0	.190	.190	.190	.163	.163	.163	.111	.111	.111	.064	.064	.064	.020	.020	.020	
1.0	.171	.157	.145	.146	.135	.125	.100	.093	.086	.058	.054	.050	.018	.017	.016	
2.0	.156	.133	.113	.133	.114	.098	.091	.079	.068	.053	.046	.040	.017	.015	.013	
3.0	.143	.114	.090	.123	.098	.078	.084	.068	.055	.049	.040	.032	.016	.013	.011	
4.0	.133	.099	.073	.114	.085	.063	.078	.060	.045	.045	.035	.026	.015	.011	.009	
5.0	.124	.087	.060	.107	.075	.052	.073	.053	.037	.043	.031	.022	.014	.010	.007	
6.0	.117	.078	.050	.100	.067	.043	.069	.047	.031	.040	.028	.018	.013	.009	.006	
7.0	.111	.070	.042	.095	.061	.037	.066	.043	.026	.038	.025	.016	.012	.008	.005	
8.0	.105	.064	.036	.090	.056	.031	.063	.039	.022	.036	.023	.013	.012	.008	.004	
9.0	.100	.059	.031	.086	.051	.027	.060	.036	.019	.035	.021	.012	.011	.007	.004	
10.0	.096	.055	.027	.082	.047	.024	.057	.033	.017	.033	.020	.010	.011	.006	.003	

C Range: 0 - 360DEG  
C Interval: 15.0DEG  
Test Speed: HIGH  
Temperature:25.3DEG  
Operators:Qin Meng  
Test Date:2025-06-26

γ Range: 0 - 180DEG  
γ Interval: 1.0DEG  
Test System:EVERFINE GO-2000B\_V1 SYSTEM V2.00.421  
Humidity:65.0%  
Test Distance:7.390m [K=1.0000]  
Remarks:

### UGR(Unified Glare Rating) Table

Test:U:120.00V I:0.0590A P:7.0200W PF:0.9780 Freq:60.00Hz Lamp Flux:351.002x1 lm											
NAME:					TYPE:			WEIGHT:			
SPEC.:3500K					DIM.:			SERIAL No.:			
MFR.:					SUR.: $\phi$ 152mm			Shielding Angle:			
ceiling/cavity	0.7	0.7	0.5	0.5	0.3	0.7	0.7	0.5	0.5	0.3	
walls	0.5	0.3	0.5	0.3	0.3	0.5	0.3	0.5	0.3	0.3	
working plane	0.2	0.2	0.2	0.2	0.2	0.2	0.2	0.2	0.2	0.2	
Room dimensions		Viewed crosswise					Viewed endwise				
x = 2H y = 2H	3H	9.7	10.6	9.9	10.8	11.0	9.6	10.6	9.9	10.7	10.9
	4H	9.5	10.4	9.8	10.6	10.8	9.5	10.3	9.7	10.5	10.7
	6H	9.4	10.2	9.7	10.4	10.7	9.4	10.2	9.6	10.4	10.6
	8H	9.3	10.1	9.6	10.3	10.6	9.3	10.0	9.6	10.3	10.5
	12H	9.3	10.0	9.6	10.3	10.5	9.2	10.0	9.5	10.2	10.5
	12H	9.2	9.9	9.6	10.2	10.5	9.2	9.9	9.5	10.2	10.4
4H	2H	9.4	10.2	9.7	10.4	10.7	9.4	10.2	9.6	10.4	10.6
	3H	9.2	9.9	9.6	10.2	10.5	9.2	9.9	9.5	10.2	10.4
	4H	9.1	9.8	9.5	10.1	10.4	9.1	9.7	9.4	10.0	10.3
	6H	9.1	9.6	9.4	9.9	10.3	9.0	9.6	9.4	9.9	10.2
	8H	9.0	9.5	9.4	9.9	10.2	8.9	9.5	9.3	9.8	10.2
	12H	9.0	9.4	9.4	9.8	10.2	8.9	9.4	9.3	9.7	10.1
8H	4H	9.0	9.5	9.4	9.9	10.2	8.9	9.5	9.3	9.8	10.2
	6H	8.9	9.3	9.3	9.7	10.1	8.8	9.3	9.3	9.7	10.1
	8H	8.8	9.2	9.3	9.6	10.1	8.8	9.2	9.2	9.6	10.0
	12H	8.8	9.1	9.3	9.5	10.0	8.7	9.1	9.2	9.5	10.0
12H	4H	9.0	9.4	9.4	9.8	10.2	8.9	9.4	9.3	9.7	10.1
	6H	8.8	9.2	9.3	9.6	10.1	8.8	9.2	9.2	9.6	10.0
	8H	8.8	9.1	9.3	9.5	10.0	8.7	9.1	9.2	9.5	10.0
Variations with the observer position at spacings:											
S = 1.0H		+ 4.1 / - 1.\$					+ 4.0 / - 1.\$				
1.5H		+ 6.7 / - 1.\$					+ 6.6 / - 1.\$				
2.0H		+ 8.7 / - 1.\$					+ 8.9 / - 1.\$				

CIE Pub.117, 351.0 lm Total Lamp Luminous Flux Corrected (8log(F/F0) = -3.6)  
Area: 0.01815 m2

C Range: 0 - 360DEG  
C Interval: 15.0DEG  
Test Speed: HIGH  
Temperature:25.3DEG  
Operators:Qin Meng  
Test Date:2025-06-26

$\gamma$  Range: 0 - 180DEG  
 $\gamma$  Interval: 1.0DEG  
Test System:EVERFINE GO-2000B\_V1 SYSTEM V2.00.421  
Humidity:65.0%  
Test Distance:7.390m [K=1.0000]  
Remarks:

### UTILIZATION FACTORS TABLE

Test:U:120.00V I:0.0590A P:7.0200W PF:0.9780 Freq:60.00Hz Lamp Flux:351.002x1 lm		
NAME:	TYPE:	WEIGHT:
SPEC.:3500K	DIM.:	SERIAL No.:
MFR.:	SUR.: $\phi$ 152mm	Shielding Angle:

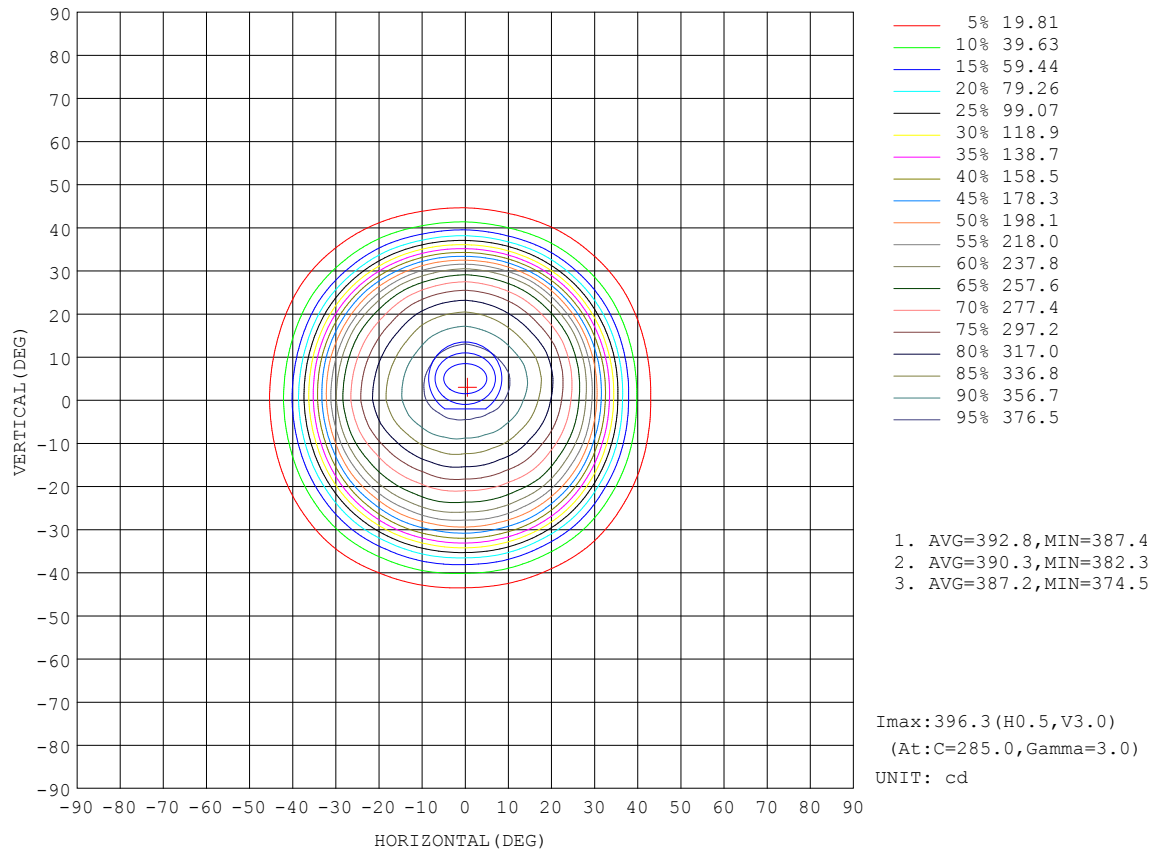
REFLECTANCE										
Ceiling	0.8	0.8	0.8	0.7	0.7	0.7	0.5	0.5	0.5	0
Walls	0.7	0.5	0.3	0.7	0.5	0.3	0.7	0.5	0.3	0
Working plane	0.2	0.2	0.2	0.2	0.2	0.2	0.2	0.2	0.2	0
ROOM INDEX	UTILIZATION FACTORS (PERCENT) $k(RI) \times RCR = 5$									
$k = 0.60$	89	83	79	88	83	79	88	82	79	76
0.80	96	91	87	96	90	87	94	90	87	83
1.00	100	95	92	100	95	92	98	95	91	87
1.25	104	99	96	103	99	96	101	98	95	91
1.50	107	102	99	106	102	99	103	100	98	93
2.00	109	105	102	108	104	102	105	102	100	95
2.50	111	107	104	109	106	104	106	104	102	96
3.00	112	109	107	111	108	105	107	105	103	97
4.00	114	112	110	112	110	108	109	107	105	98
5.00	115	113	112	113	111	110	109	108	107	99
ROOM INDEX	UF(total)									Direct
According to DIN EN 13032-2 2004			Suspended					SHRNOM = 1.25		

C Range: 0 - 360DEG  
C Interval: 15.0DEG  
Test Speed: HIGH  
Temperature:25.3DEG  
Operators:Qin Meng  
Test Date:2025-06-26

$\gamma$  Range: 0 - 180DEG  
 $\gamma$  Interval: 1.0DEG  
Test System:EVERFINE GO-2000B\_V1 SYSTEM V2.00.421  
Humidity:65.0%  
Test Distance:7.390m [K=1.0000]  
Remarks:

## ISOCANDELA DIAGRAM

Test:U:120.00V I:0.0590A P:7.0200W PF:0.9780 Freq:60.00Hz Lamp Flux:351.002x1 lm		
NAME:	TYPE:	WEIGHT:
SPEC.:3500K	DIM.:	SERIAL No.:
MFR.:	SUR.: $\phi$ 152mm	Shielding Angle:



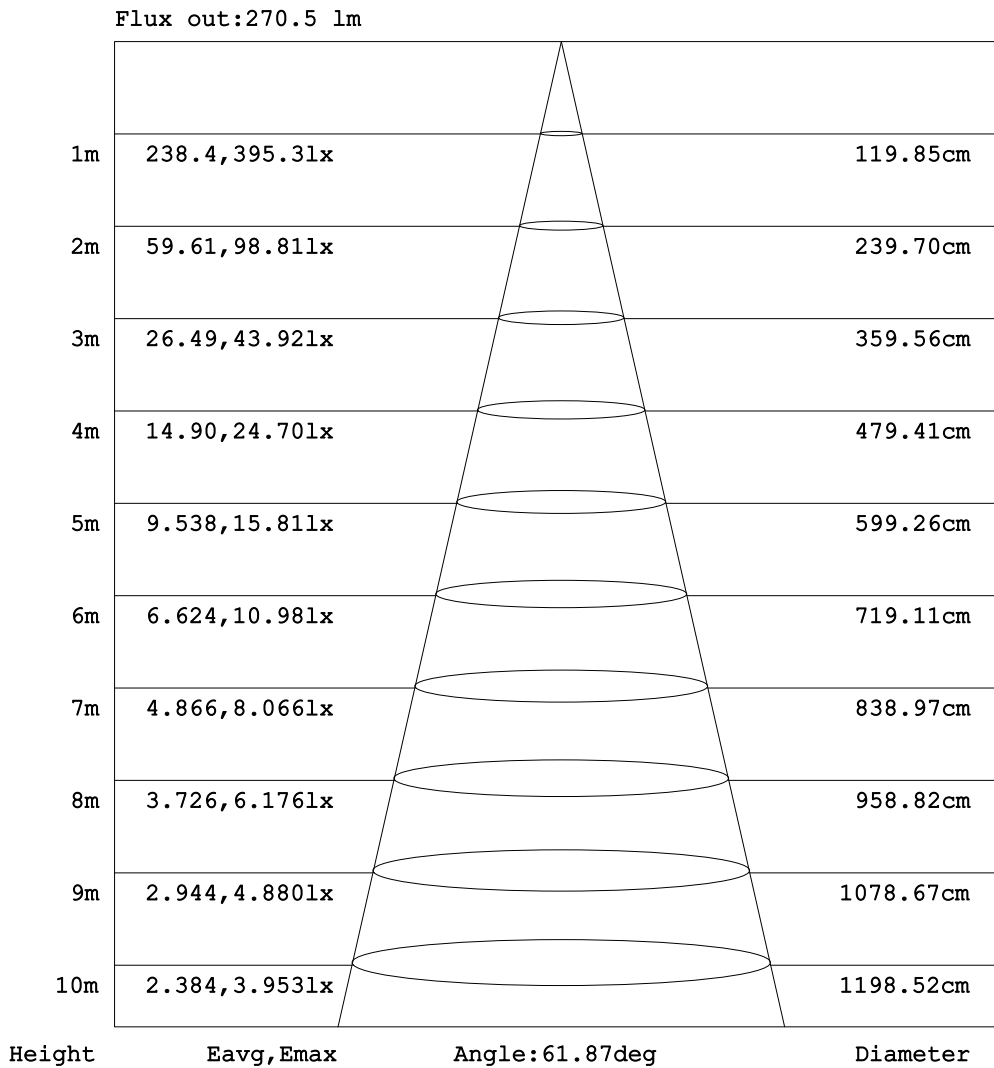
C Range: 0 - 360DEG  
C Interval: 15.0DEG  
Test Speed: HIGH  
Temperature:25.3DEG  
Operators:Qin Meng  
Test Date:2025-06-26

$\gamma$  Range: 0 - 180DEG  
 $\gamma$  Interval: 1.0DEG  
Test System:EVERFINE GO-2000B\_V1 SYSTEM V2.00.421  
Humidity:65.0%  
Test Distance:7.390m [K=1.0000]  
Remarks:



### AAI Figure

Test:U:120.00V I:0.0590A P:7.0200W PF:0.9780 Freq:60.00Hz Lamp Flux:351.002x1 lm		
NAME:	TYPE:	WEIGHT:
SPEC.:3500K	DIM.:	SERIAL No.:
MFR.:	SUR.:Φ152mm	Shielding Angle:



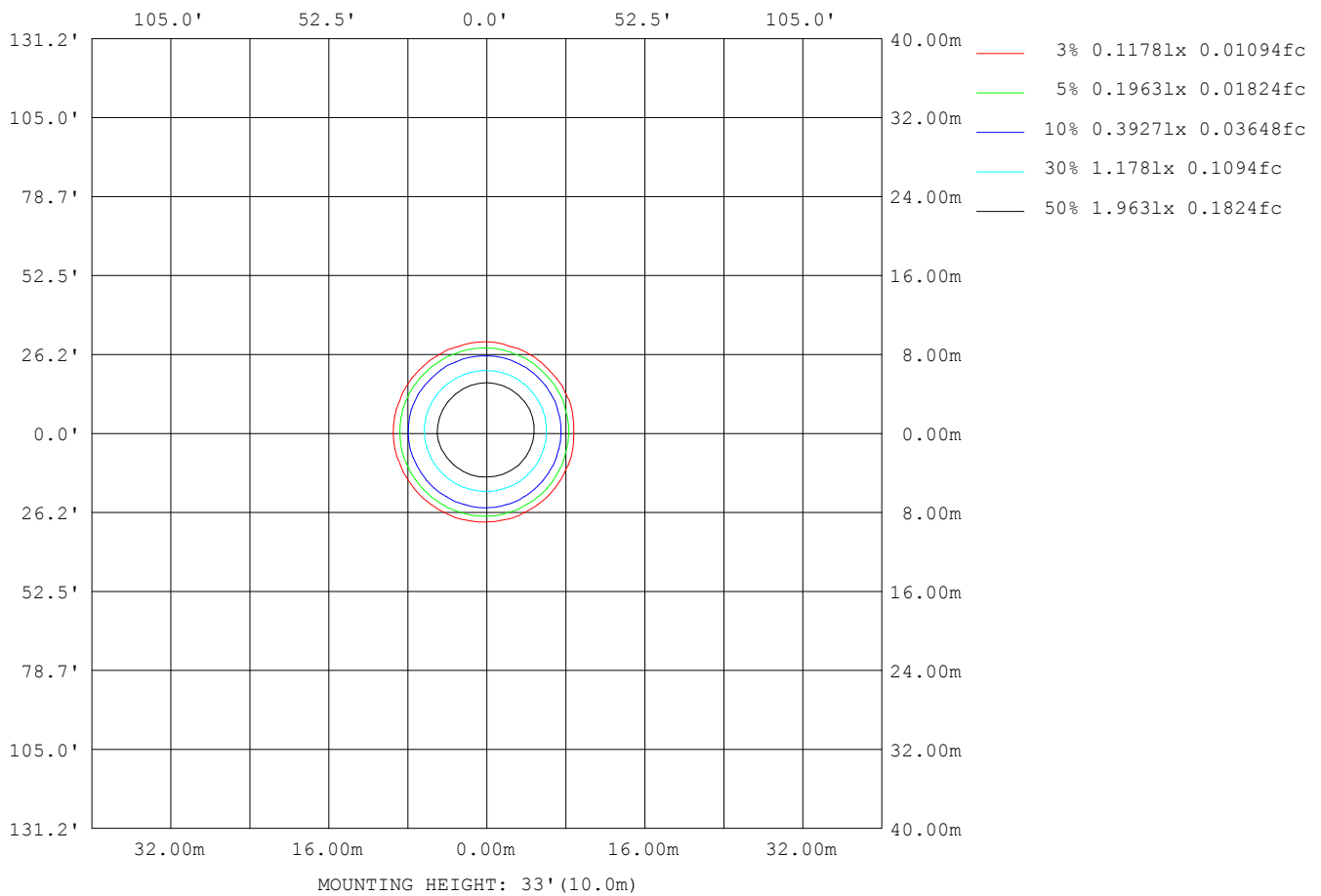
Note:The Curves indicate the illuminated area and the average illumination when the luminaire is at different distance.

C Range: 0 - 360DEG  
C Interval: 15.0DEG  
Test Speed: HIGH  
Temperature:25.3DEG  
Operators:Qin Meng  
Test Date:2025-06-26

γ Range: 0 - 180DEG  
γ Interval: 1.0DEG  
Test System:EVERFINE GO-2000B\_V1 SYSTEM V2.00.421  
Humidity:65.0%  
Test Distance:7.390m [K=1.0000]  
Remarks:

### ISOLUX DIAGRAM

Test:U:120.00V I:0.0590A P:7.0200W PF:0.9780 Freq:60.00Hz Lamp Flux:351.002x1 lm		
NAME:	TYPE:	WEIGHT:
SPEC.:3500K	DIM.:	SERIAL No.:
MFR.:	SUR.:Φ152mm	Shielding Angle:



C Range: 0 - 360DEG  
C Interval: 15.0DEG  
Test Speed: HIGH  
Temperature:25.3DEG  
Operators:Qin Meng  
Test Date:2025-06-26

γ Range: 0 - 180DEG  
γ Interval: 1.0DEG  
Test System:EVERFINE GO-2000B\_V1 SYSTEM V2.00.421  
Humidity:65.0%  
Test Distance:7.390m [K=1.0000]  
Remarks:

## LED Avg.L Report

Test:U:120.00V I:0.0590A P:7.0200W PF:0.9780 Freq:60.00Hz Lamp Flux:351.002x1 lm		
NAME:	TYPE:	WEIGHT:
SPEC.:3500K	DIM.:	SERIAL No.:
MFR.:	SUR.: $\phi$ 152mm	Shielding Angle:

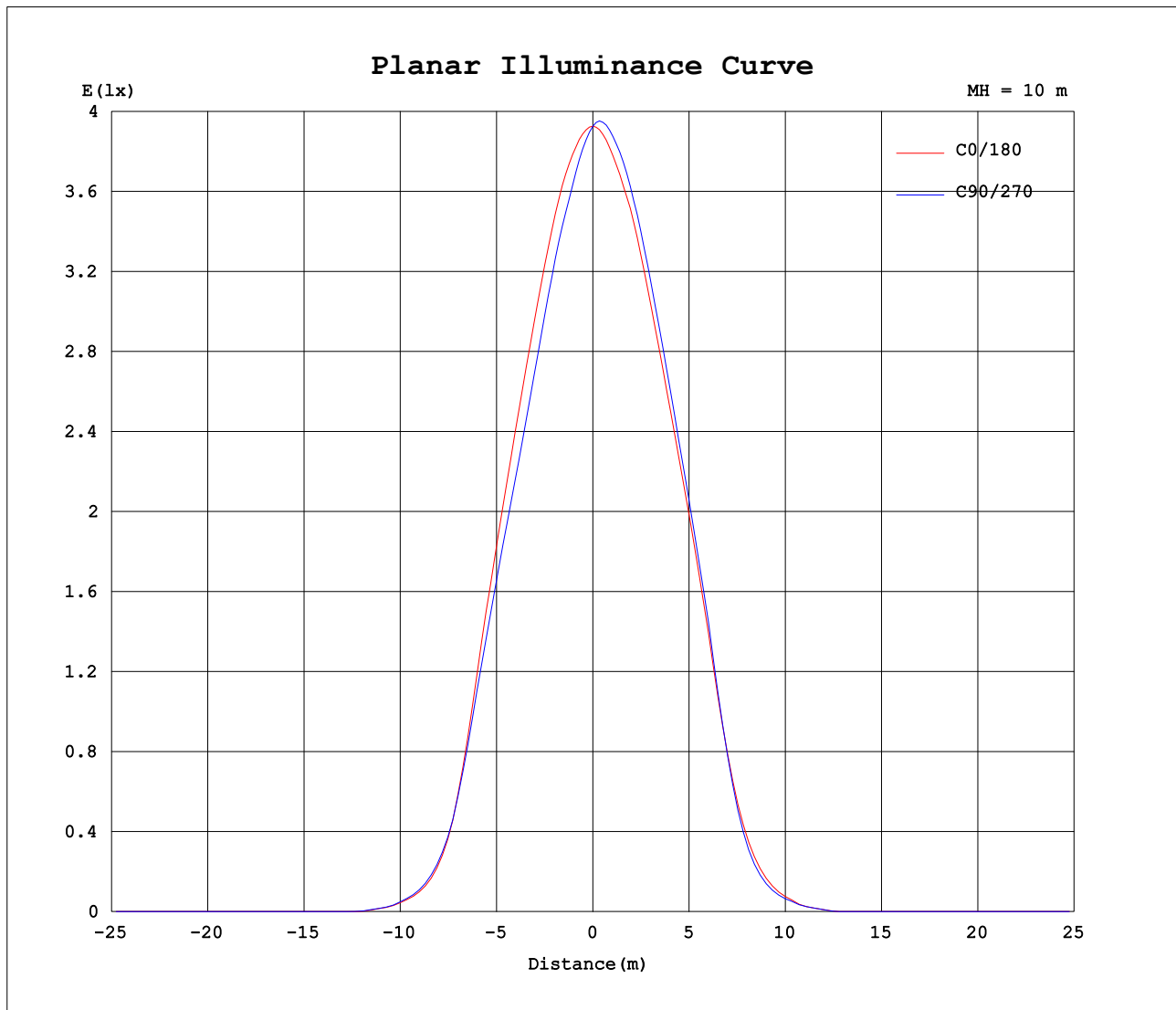
AvgL	cd/m2
L_0~180 (65) av	0
L_0~180 (75) av	0
L_0~180 (85) av	0
L_90~270 (65) av	0
L_90~270 (75) av	0
L_90~270 (85) av	0
L_45 (65) av	0
L_45 (75) av	0
L_45 (85) av	0

Standard: GB/T 29293-2012

C Range: 0 - 360DEG  
C Interval: 15.0DEG  
Test Speed: HIGH  
Temperature:25.3DEG  
Operators:Qin Meng  
Test Date:2025-06-26

$\gamma$  Range: 0 - 180DEG  
 $\gamma$  Interval: 1.0DEG  
Test System:EVERFINE GO-2000B\_V1 SYSTEM V2.00.421  
Humidity:65.0%  
Test Distance:7.390m [K=1.0000]  
Remarks:

## Planar Illuminance Curve



C Range: 0 - 360DEG  
C Interval: 15.0DEG  
Test Speed: HIGH  
Temperature: 25.3DEG  
Operators: Qin Meng  
Test Date: 2025-06-26

$\gamma$  Range: 0 - 180DEG  
 $\gamma$  Interval: 1.0DEG  
Test System: EVERFINE GO-2000B\_V1 SYSTEM V2.00.421  
Humidity: 65.0%  
Test Distance: 7.390m [K=1.0000]  
Remarks:

### LUMINOUS DISTRIBUTION INTENSITY DATA

Test:U:120.00V I:0.0590A P:7.0200W PF:0.9780 Freq:60.00Hz Lamp Flux:351.002x1 lm																		
NAME:									TYPE:					WEIGHT:				
SPEC.:3500K									DIM.:					SERIAL No.:				
MFR.:									SUR.:φ152mm					Shielding Angle:				

Table--1

UNIT: cd

C (DEG) γ (DEG)	0	15	30	45	60	75	90	105	120	135	150	165	180	195	210	225	240	255	270
0	393	393	393	393	392	393	393	393	393	393	393	393	393	393	393	393	392	393	393
5	387	384	380	378	375	375	374	375	377	379	381	384	386	388	390	391	393	394	395
10	373	368	361	357	353	351	351	353	356	361	365	370	374	376	379	381	384	385	386
15	348	341	333	328	323	321	320	324	326	333	340	349	355	357	359	361	365	367	368
20	316	308	300	295	288	286	285	288	291	298	307	319	327	328	329	332	337	339	340
25	272	266	259	256	249	247	246	251	254	261	269	282	291	292	293	295	300	301	301
30	208	200	197	192	192	188	190	192	199	204	214	226	236	238	242	241	244	243	245
35	107	103	101	102	103	104	105	108	113	118	126	133	143	149	151	150	148	145	142
40	37.3	36.8	35.9	37.4	37.5	39.9	40.8	43.9	45.4	49.4	52.0	56.4	61.2	61.0	61.7	58.4	57.9	53.9	52.9
45	12.7	12.9	12.1	13.2	12.6	13.9	14.0	15.4	16.1	17.6	18.5	20.2	21.5	21.1	21.2	20.0	19.6	18.7	18.3
50	0.95	0.88	0.66	1.00	0.89	1.32	1.50	1.90	2.09	2.82	3.04	3.82	4.32	4.13	4.42	4.22	4.35	4.13	4.22
55	0.00	0.00	0.00	0.00	0.00	0.00	0.00	0.00	0.00	0.00	0.00	0.00	0.00	0.00	0.00	0.00	0.00	0.00	0.00
60	0.00	0.00	0.00	0.00	0.00	0.00	0.00	0.00	0.00	0.00	0.00	0.00	0.00	0.00	0.00	0.00	0.00	0.00	0.00
65	0.00	0.00	0.00	0.00	0.00	0.00	0.00	0.00	0.00	0.00	0.00	0.00	0.00	0.00	0.00	0.00	0.00	0.00	0.00
70	0.00	0.00	0.00	0.00	0.00	0.00	0.00	0.00	0.00	0.00	0.00	0.00	0.00	0.00	0.00	0.00	0.00	0.00	0.00
75	0.00	0.00	0.00	0.00	0.00	0.00	0.00	0.00	0.00	0.00	0.00	0.00	0.00	0.00	0.00	0.00	0.00	0.00	0.00
80	0.00	0.00	0.00	0.00	0.00	0.00	0.00	0.00	0.00	0.00	0.00	0.00	0.00	0.00	0.00	0.00	0.00	0.00	0.00
85	0.00	0.00	0.00	0.00	0.00	0.00	0.00	0.00	0.00	0.00	0.00	0.00	0.00	0.00	0.00	0.00	0.00	0.00	0.00
90	0.00	0.00	0.00	0.00	0.00	0.00	0.00	0.00	0.00	0.00	0.00	0.00	0.00	0.00	0.00	0.00	0.00	0.00	0.00
95	0.00	0.00	0.00	0.00	0.00	0.00	0.00	0.00	0.00	0.00	0.00	0.00	0.00	0.00	0.00	0.00	0.00	0.00	0.00
100	0.00	0.00	0.00	0.00	0.00	0.00	0.00	0.00	0.00	0.00	0.00	0.00	0.00	0.00	0.00	0.00	0.00	0.00	0.00
105	0.00	0.00	0.00	0.00	0.00	0.00	0.00	0.00	0.00	0.00	0.00	0.00	0.00	0.00	0.00	0.00	0.00	0.00	0.00
110	0.00	0.00	0.00	0.00	0.00	0.00	0.00	0.00	0.00	0.00	0.00	0.00	0.00	0.00	0.00	0.00	0.00	0.00	0.00
115	0.00	0.00	0.00	0.00	0.00	0.00	0.00	0.00	0.00	0.00	0.00	0.00	0.00	0.00	0.00	0.00	0.00	0.00	0.00
120	0.00	0.00	0.00	0.00	0.00	0.00	0.00	0.00	0.00	0.00	0.00	0.00	0.00	0.00	0.00	0.00	0.00	0.00	0.00
125	0.00	0.00	0.00	0.00	0.00	0.00	0.00	0.00	0.00	0.00	0.00	0.00	0.00	0.00	0.00	0.00	0.00	0.00	0.00
130	0.00	0.00	0.00	0.00	0.00	0.00	0.00	0.00	0.00	0.00	0.00	0.00	0.00	0.00	0.00	0.00	0.00	0.00	0.00
135	0.00	0.00	0.00	0.00	0.00	0.00	0.00	0.00	0.00	0.00	0.00	0.00	0.00	0.00	0.00	0.00	0.00	0.00	0.00
140	0.00	0.00	0.00	0.00	0.00	0.00	0.00	0.00	0.00	0.00	0.00	0.00	0.00	0.00	0.00	0.00	0.00	0.00	0.00
145	0.00	0.00	0.00	0.00	0.00	0.00	0.00	0.00	0.00	0.00	0.00	0.00	0.00	0.00	0.00	0.00	0.00	0.00	0.00
150	0.00	0.00	0.00	0.00	0.00	0.00	0.00	0.00	0.00	0.00	0.00	0.00	0.00	0.00	0.00	0.00	0.00	0.00	0.00
155	0.00	0.00	0.00	0.00	0.00	0.00	0.00	0.00	0.00	0.00	0.00	0.00	0.00	0.00	0.00	0.00	0.00	0.00	0.00
160	0.00	0.00	0.00	0.00	0.00	0.00	0.00	0.00	0.00	0.00	0.00	0.00	0.00	0.00	0.00	0.00	0.00	0.00	0.00
165	0.00	0.00	0.00	0.00	0.00	0.00	0.00	0.00	0.00	0.00	0.00	0.00	0.00	0.00	0.00	0.00	0.00	0.00	0.00
170	0.00	0.00	0.00	0.00	0.00	0.00	0.00	0.00	0.00	0.00	0.00	0.00	0.00	0.00	0.00	0.00	0.00	0.00	0.00
175	0.00	0.00	0.00	0.00	0.00	0.00	0.00	0.00	0.00	0.00	0.00	0.00	0.00	0.00	0.00	0.00	0.00	0.00	0.00
180	0.00	0.00	0.00	0.00	0.00	0.00	0.00	0.00	0.00	0.00	0.00	0.00	0.00	0.00	0.00	0.00	0.00	0.00	0.00

C Range: 0 - 360DEG  
C Interval: 15.0DEG  
Test Speed: HIGH  
Temperature:25.3DEG  
Operators:Qin Meng  
Test Date:2025-06-26

γ Range: 0 - 180DEG  
γ Interval: 1.0DEG  
Test System:EVERFINE GO-2000B\_V1 SYSTEM V2.00.421  
Humidity:65.0%  
Test Distance:7.390m [K=1.0000]  
Remarks:

## LUMINOUS DISTRIBUTION INTENSITY DATA

Test:U:120.00V I:0.0590A P:7.0200W PF:0.9780 Freq:60.00Hz Lamp Flux:351.002x1 lm		
NAME:	TYPE:	WEIGHT:
SPEC.:3500K	DIM.:	SERIAL No.:
MFR.:	SUR.:Φ152mm	Shielding Angle:

Table--2

UNIT: cd

C (DEG) γ (DEG)	285	300	315	330	345														
0	393	393	393	393	393														
5	395	395	394	393	390														
10	386	386	384	383	379														
15	366	364	362	361	357														
20	337	334	331	330	325														
25	299	296	291	289	282														
30	241	239	232	227	217														
35	138	133	127	120	114														
40	49.2	48.0	44.0	42.9	40.0														
45	17.0	16.4	15.2	14.9	14.2														
50	3.42	3.03	2.07	1.97	1.55														
55	0.00	0.00	0.00	0.00	0.00														
60	0.00	0.00	0.00	0.00	0.00														
65	0.00	0.00	0.00	0.00	0.00														
70	0.00	0.00	0.00	0.00	0.00														
75	0.00	0.00	0.00	0.00	0.00														
80	0.00	0.00	0.00	0.00	0.00														
85	0.00	0.00	0.00	0.00	0.00														
90	0.00	0.00	0.00	0.00	0.00														
95	0.00	0.00	0.00	0.00	0.00														
100	0.00	0.00	0.00	0.00	0.00														
105	0.00	0.00	0.00	0.00	0.00														
110	0.00	0.00	0.00	0.00	0.00														
115	0.00	0.00	0.00	0.00	0.00														
120	0.00	0.00	0.00	0.00	0.00														
125	0.00	0.00	0.00	0.00	0.00														
130	0.00	0.00	0.00	0.00	0.00														
135	0.00	0.00	0.00	0.00	0.00														
140	0.00	0.00	0.00	0.00	0.00														
145	0.00	0.00	0.00	0.00	0.00														
150	0.00	0.00	0.00	0.00	0.00														
155	0.00	0.00	0.00	0.00	0.00														
160	0.00	0.00	0.00	0.00	0.00														
165	0.00	0.00	0.00	0.00	0.00														
170	0.00	0.00	0.00	0.00	0.00														
175	0.00	0.00	0.00	0.00	0.00														
180	0.00	0.00	0.00	0.00	0.00														

C Range: 0 - 360DEG  
C Interval: 15.0DEG  
Test Speed: HIGH  
Temperature:25.3DEG  
Operators:Qin Meng  
Test Date:2025-06-26

γ Range: 0 - 180DEG  
γ Interval: 1.0DEG  
Test System:EVERFINE GO-2000B\_V1 SYSTEM V2.00.421  
Humidity:65.0%  
Test Distance:7.390m [K=1.0000]  
Remarks: